



# Gr. 1- Learning at Home Plan -2

April 14-17, 2020. **"WE GOT THIS! & YOU DO TOO!"**

## Helpful Notes to Parents:

**\*\* Please remember this is another 4 day week! \*\***

- Remember we are trying to "maintain continuity of learning," about 60 mins a day
- Please **DO NOT** let your child enthusiastically start working "ahead"
- Worksheets/ Art pages are in your child's "Slippery (plastic) Blue Work Folder"

**PLEASE Remember! You can choose any, all (or none) of the activities!**

♥ Do what works for your family and what fits into your lives! ♥

Math: (Odds & Even Visual AND a NUMBERLINE visual are at bottom of pg. 5)

- MEMORIZATION is not expected for Gr 1 - numberline/ ruler/ counters/ visuals OK!
- please mark/ correct your child's work, and watch out for numeral reversals

Spelling Words: - we are continuing /SH/ this week (on Seesaw)



### Classroom On-line Meeting aka "Google Hangout"

Deep breath! This week expect an email from your teacher inviting your child to join us for an on-line class meeting, using "Google Hangout". There will be a LINK in the email for you to click on a few minutes before the assigned start time. SAVE THE EMAIL with the link. You will also receive a "Code of Conduct" letter to review with your child. Participation is OPTIONAL. It should be fun to "see" everyone! We got this!

Easter is a season...

- DON'T WORRY if the Easter activities don't get completed this week- Easter is a season- you have lots of time to finish these pages

Feel free to email us! M- F- 8:30 - 3:30

abouvier@sosschool.ca

jthomson@sosschool.ca



# Gr. 1- Learning at Home Plan -2

April 14-17, 2020. **"WE'VE ALL GOT THIS!"**

Message from Mrs. B & Mrs. T

**ALLELUIA! HAPPY EASTER!** We hope you are all celebrating the rising and New Life of our Lord! We are trying to celebrate Easter with you this week! Have some egg-cellent fun! Love Mrs. B and Mrs. T

Grow Your Faith- This is EASTER WEEK! ALLELUIA!

- LENT is over, so try to finish up all the pages in your LENT BOOK.
- WORK SHEET: Easter Word Match

Sequence the Easter story by colouring, then cutting out the pictures and words and gluing them in the correct order (see example)



If you prefer you can make it into a mini book recounting each day.

Raz-Kids Reading Daily - Log into [www.raz-kids.com](http://www.raz-kids.com).

Teacher: "abouvier123" OR "jthomsonh"

Monday     Tuesday     Wednesday     Thursday     Friday

Try to read 15-20 minutes/day. Don't forget to read other books and fill your Home Reading Log!

Math: - ODDS & EVEN Booklet. Complete any 2 pages this week (pg 5- poster)

Classroom On-line Meeting- OPTIONAL! Email to come!

THURSDAY April 15, 2020.

Gr. 1 10:00

Gr. 1A- 11:00



Spelling Focus for the Week:

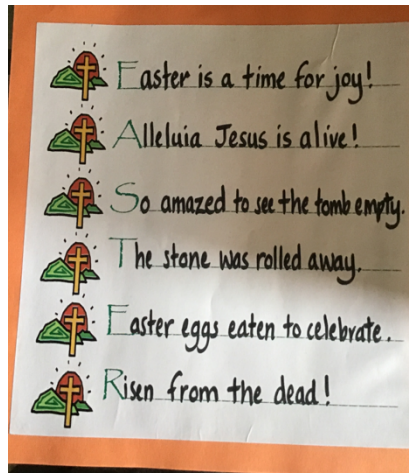
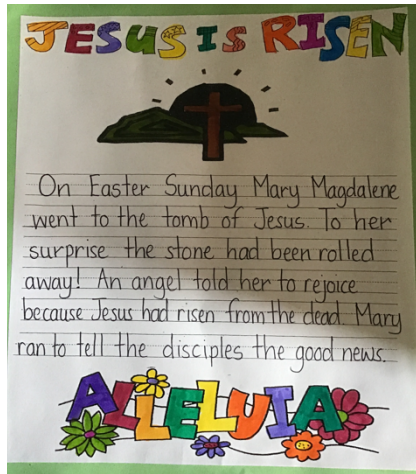
- sh

- Complete 2 'sh' assignments posted on SEESAW (see below)


Gr. 1- Learning at Home Plan 2 April 14-17, 2020 Pg 2

□ Writing

- After listening to the Easter Story <https://www.youtube.com/watch?v=5nZYEWQnims> fill in your own ideas on the Jesus is Risen page in your work folder and your Easter Acrostic poem (see examples)




- Art Project: Colour/cut out the BUTTERFLY.  
Hang up in your work space!



**CHALLENGE** Art Project: Holy Week Art Page.

- Palm Sunday- People put palm branches on the ground for Jesus. Draw a palm branch!
- Holy Thursday- Jesus washed the Apostles' Feet. Draw a foot print!
- Good Friday- Jesus died on the cross for you. Draw a crown of thorns.
- Easter Sunday- Jesus rose from the dead with a new life! Decorate an Easter Egg!



☐ SEESAW Online Learning: -Log in to SEESAW.ca

☐ **SeeSaw activities:**

1 - FOCUS: Art/Religion: "Decorate Easter Eggs"- start April 14th

2 - FOCUS: Religion: "Holy Week Recount"- start April 14th

3 - FOCUS: Spelling/ Reading: "Shelly the Shark"- start April 15<sup>th</sup>

4 - Focus: Reading Spring Books (Read 3 only) — start April 15<sup>th</sup>

5 - FOCUS: "Speed Reading /Sh/ Words"- start April 16<sup>th</sup>

6 - FOCUS: Math - "Odds and Evens"- start April 16<sup>th</sup>

7 - FOCUS: Religion/Art - Directed drawing of Easter bunny - start April 17<sup>th</sup>

☐ **SeeSaw activity:** Check for PE or French activities

Hope you had a fun week! **Happy EASTER!**

Love, Mrs. Thomson and Mrs. Bouvier



# Odds and Evens printable... Remember....

- any number is EVEN if it ends with an EVEN number

22

34

46

58

80

104

- any number is ODD if it ends with an ODD number

25

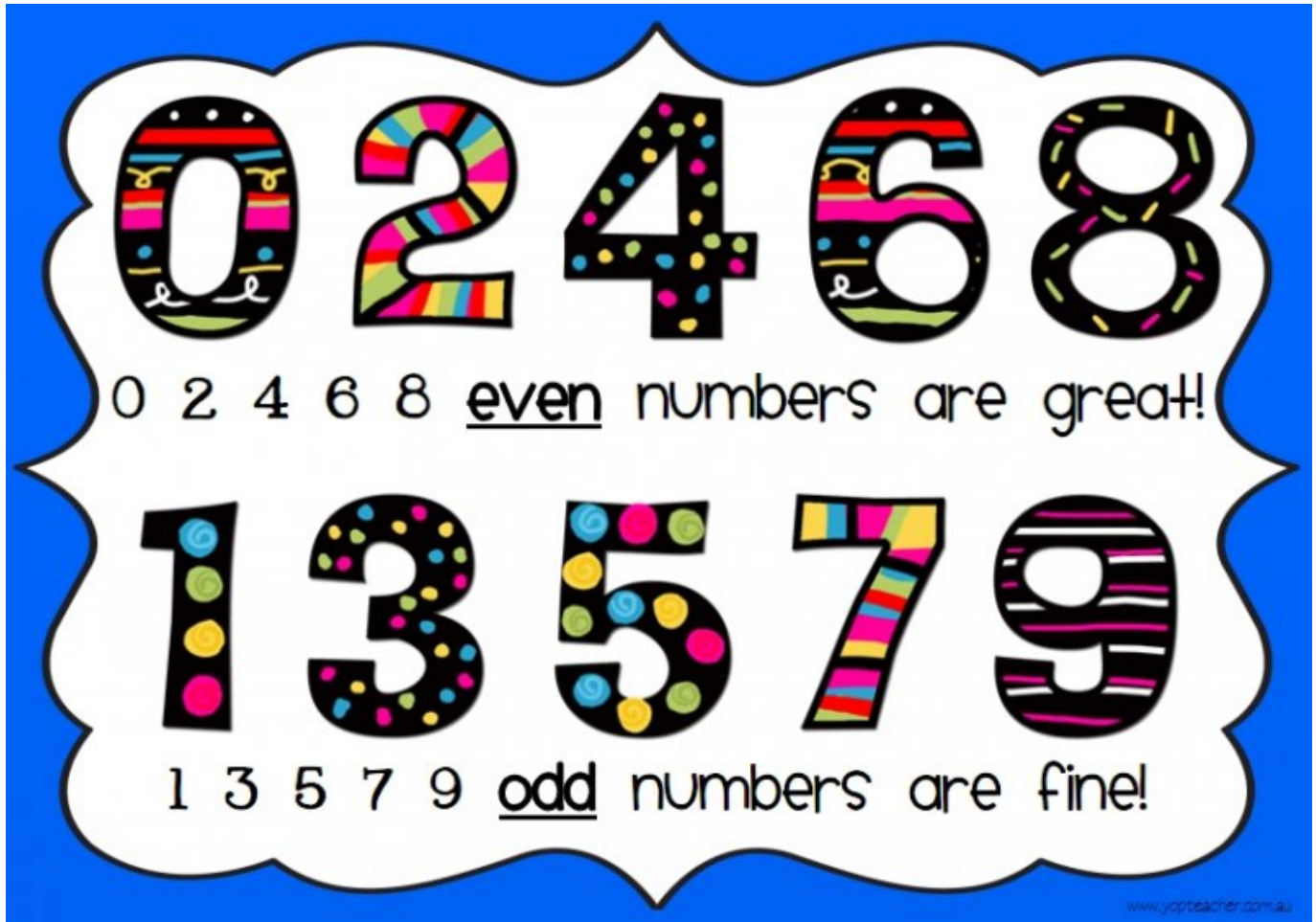
33

47

59

81

107



NUMBERLINE if you would like one 😊

