



Gr. 1- Learning at Home Plan -4


April 27- May 1, 2020

Helpful Notes to Parents

- Please DO NOT let your child enthusiastically work ahead on worksheets/ workbooks
- Remember we are trying to "maintain continuity of learning," about 60 mins a day
- Please monitor what your child is uploading to Seesaw- some silly things are happening

PLEASE Remember! You can choose any, all (or none) of the activities!

♡ Do what works for your family and what fits into your lives! ♡




Math Support:

- please mark/ correct your child's work
- we'll be finishing up Odds/Evens next week
- the kids can colour the MEASUREMENT Book COVER this week 😊

Spelling Words: /TH/ blend this week- pre-test not required!

Spelling Book: - TH WORDS this week- Unit 27- pgs. 58-59

- section 6- "scrambled words" is NEW to the children, please help out!



Classroom On-line Meeting (Optional) Email invitation to come!

Gr. 1 THURSDAY, April 30th @ 10:00


Gr. 1A THURSDAY, April 30th @ 11:00

Questions? Please email us! M- F- 8:30 – 3:30

abouvier@sosschool.ca



jthomson@sosschool.ca



Gr. 1- Learning at Home Plan -4

April 20-24, 2020. "Wk. 4 is NOT a bore! Tee Hee!"


Message from Mrs. B & Mrs. T

HAPPY SPRING! We hope you get outside and enjoy the flowers! The potatoes are growing well! We'll see you at our Google Meetings!

😊 Love Mrs. B and Mrs. T 💖

- Call To Faith Bk- Ch. 13 "Love & Serve"

Please read/ discuss pages 169- 178



- Raz-Kids Reading Daily – Try to read 15-20 minutes/day.

Log into www.raz-kids.com. Teacher: "abouvier123" OR "jthomsonh"

- Monday Tuesday Wednesday Thursday Friday

- Math: - ODDS & EVEN Booklet. Complete any 4 pages this week

- Spelling Focus for the Week: - th

Practise reading these words out loud. Print them on your white board!

CHALLENGE: Print the words in sentences in your SPELLING BOOK.

Regular	Challenge	Super
1. thin	1. third	1. their
2. three	2. thud	2. there
3. them	3. fifth	3. north
4. than	4. tooth	4. thankful
5. thing		
6. then		
7. math		
8. both		

Journal Idea-

In your **GREEN Journal** write 3 connected sentences with capitals, periods and details!

It is Spring! In Spring I _____ . (see, do, hear).

Art Project: Spring Cherry Blossoms

On your pink banner, you will make your own cherry blossom art, to hang up in your work space!

Gr 1- draw a tree with **brown** crayon or marker

Gr 1A- your tree is already there!

Add some bright pink cherry blossoms! Use a **pink** crayon or marker, or use dip a finger in pink paint (like Mrs. B did!) to make three-petal blossoms.




SEESAW Activities: -Log into your Journal at Seesaw.ca.

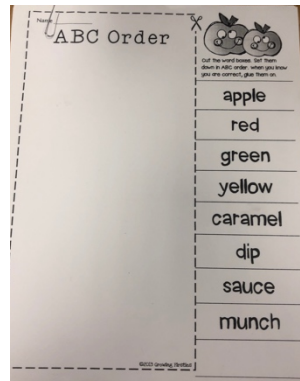
- April 27
 - 1 - FOCUS: "All About Spring"
 - 2 - FOCUS: Read & Sort TH words
- April 28
 - 3 - FOCUS: "The Red Flower" (reading)
 - 4 - FOCUS: Directed Drawing Flowers
- April 29
 - 5 - FOCUS: Math- Spring Subtraction
 - 6 - FOCUS: "Reading/ Sequencing 1"
- April 30
 - 7 - FOCUS: Spring ABC order
 - 8 - FOCUS: Making & Reading TH words
- May 1
 - 9 - FOCUS: "Theo the Moth"- May 1
 - 10 - FOCUS: "Spring Missing Numbers" (Addition)

PE and French SeeSaw activities are posted on Mondays

These activities are ALL Optional 😊



Choose ONE of the "Cut and Stick" pages to do this week.



Gr. 1 ONLY complete the ABC order "Cut & Stick page."

Gr. 1A ONLY complete the "Cut & Stick ST" page (sorry- no pic available)

Covid-19 Art Project: Painting Rocks

This project will cheer someone up or bring someone a smile! When you go for a walk, collect some larger rocks. Bring them home and paint (or color) them with bright colours. Print some happy words on them, like "Smile" "Peace" "Love" "Hope" "Be Happy." On your next walk, leave your happy rocks for others to find!



Mrs. B and her daughter Katelyn painted these rocks!

BONUS: Add a picture of your painted rocks on Seesaw- add a voice recording or a sentence telling us where you left your rocks to brighten someone's day!



We hope you had a fun SPRING-y week!

Be well! Be good! Be Kind!

Love, Mrs. B & Mrs. T ☑